

A CURIOUS CASE OF THE MISSING PUPPET



Written by
Priyanka Jain

CREATIVE CONTRIBUTION

Editor

Dr. Cecilia Ao

Creative Controller

Sreya Tiwari

Rowena Choi

Wilson Li

Shilpa Dhanuka

Mandy Cheung

Text, Illustration, Graphics and Design

Teacup Productions (HK) Limited. All Rights Reserved

First Edition, September 2023

TABLE OF CONTENTS

A Curious Case of the Missing Puppet	1
1. My Set Design	15
2. Emotions and Expressions	16
3. Past Tense Crossword	17
4. Singular and Plural	18
5. Solve the Problems	19
6. Make Sentences and Paragraphs	20
7. Says Who	21
8. Story Box	22
9. Story Bag	23

Ms. Chang appeared troubled as she entered the tiny office of 'Finders Detective Agency'. It was a windowless and messy room with papers and files everywhere. The room had a lot of vintage things too. "Oh dear! How can someone so unorganized be such a famous detective?" thought Ms. Chang glancing around. She spotted an old man standing and reading something from a blackboard.



Hearing her enter, the old man turned and greeted cheerfully, “Hello, I am Bosco Ip. Are you here to interview me for the newspaper?” “Oh no, I am Serena Chang, a drama teacher at Greenfield Primary School. I am here with a very curious case, and I was hoping you could help me,” said Ms. Chang nervously.



“Please do come in and sit down and tell me all about your curious case,” invited the detective, rubbing his hands in anticipation. “I can only decide if I can help you or not after I hear your case,” he said as he walked to sit in his rickety leather swivel chair. “Oh please, you must help me!” cried Ms. Chang, sitting down.



She took out a tissue, wiped her eyes, and began her story. “You see Detective, my students are going to perform their annual school play. We had a wonderful script, a wonderful puppet, and a wonderful set, but... but...,” Ms. Chang choked while speaking. “Please don’t cry, Ms. Chang. Tell me what happened?” asked Detective Bosco softly.



Ms. Chang wiped her tears and continued her story. “Yesterday when we started our rehearsal, we could neither find our puppet nor our drama set. We looked everywhere, but we still could not find them. Without them, we don’t have a play to perform. I am worried and don’t know what to do. Please help me!” she sobbed. “That is a curious case indeed! Let me see what I can do. Could you please describe the missing puppet to me?” asked Detective Bosco. “Of course, I can. The puppet was a scarf puppet, and it was very beautiful,” said Ms. Chang with a soft smile.






“You mean a scarf like this?” asked Detective Bosco pulling a thin scarf from the shelf behind his chair and holding it up. “Yes, just like this!” exclaimed Ms. Chang. “How can you make a puppet out of a scarf?” asked the detective curiously. “We have a way to do so,” replied Ms. Chang softly. “Why don’t you describe it to me so that I can investigate better?” asked Detective Bosco.



Ms. Chang nodded and said, “Of course. You see, like every puppet, our puppet has a big round head, hands, and legs. We use beads to give them some shape and weight.” “Oh! I bought some beads for my niece yesterday that we can use. Let me get it,” said detective Bosco standing up. “That will be great! We will also need some strings and a piece of cardboard for our puppet,” said Ms. Chang, opening the scarf and laying it flat on the table.



Detective Bosco excitedly got a box of beads out from his bag. He then untied a string around a bunch of newspapers and pulled it off. He also grabbed a cardboard from the box. He laid everything out on his table and sat down. He asked, “What’s our next step?”



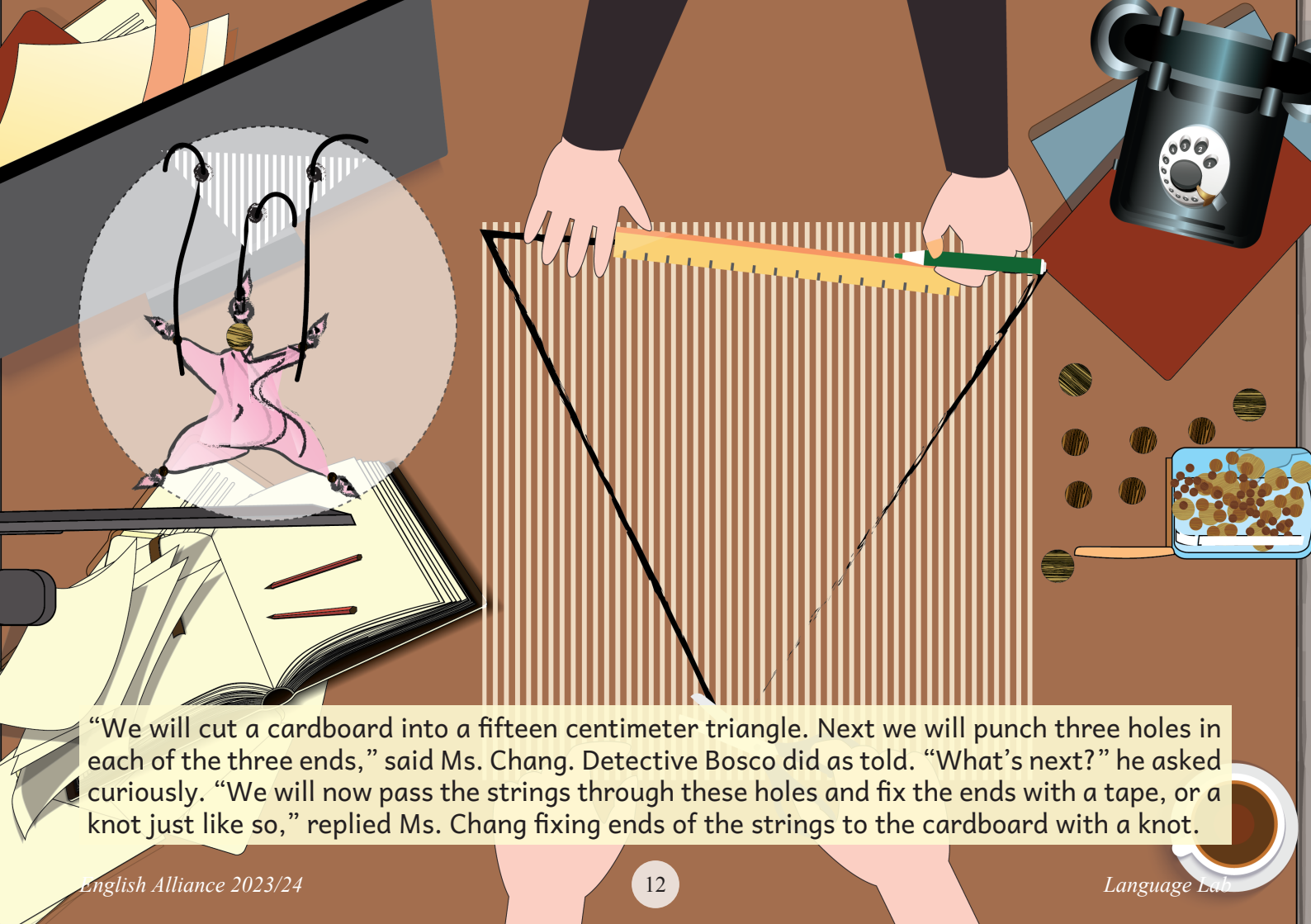
“Well, we will pick the biggest bead for the head,” said Ms. Chang as she picked a big bead from the jar. “Now, let’s pinch the top centre of the scarf and push it through the big bead. We must tie a knot on top of the bead to make the head,” she suggested. Detective Bosco nodded and followed the instructions closely.



Ms. Chang then said, “Now let’s give this puppet its hands and legs. Let’s tie a small bead on each of the four ends of the scarf just like we did for the head.” Detective Bosco did just that and now the scarf puppet had two hands and two legs!

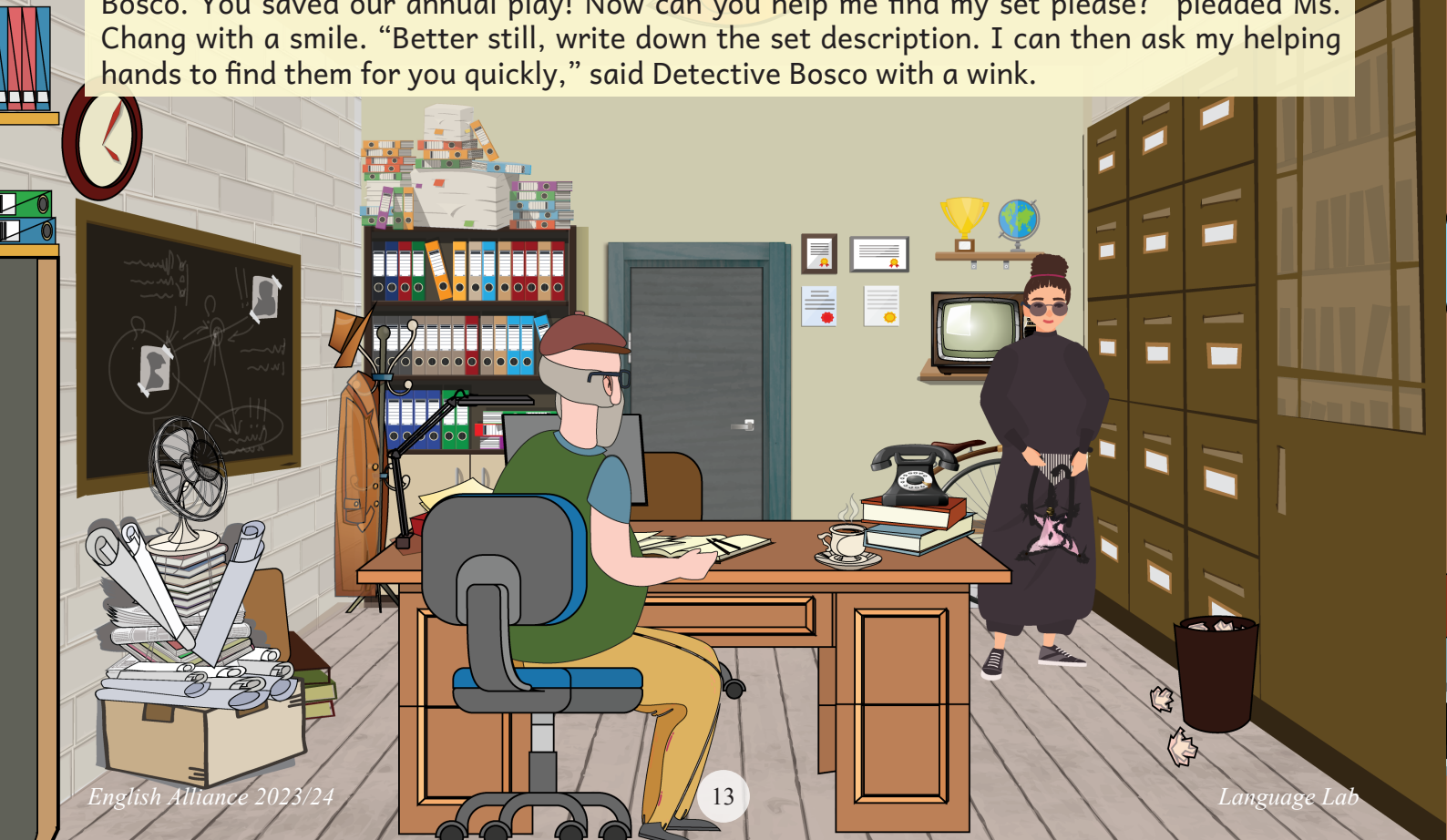


“How can this scarf puppet move?” questioned Detective Bosco. “We will tie strings around its hands and head,” replied Ms. Chang. She then cut a string into three pieces. Two of them were thirty centimeter long and the third was twenty centimeter long. She tied the longer strings to the hands and the shorter one to the head. “What next?” asked Detective Bosco.

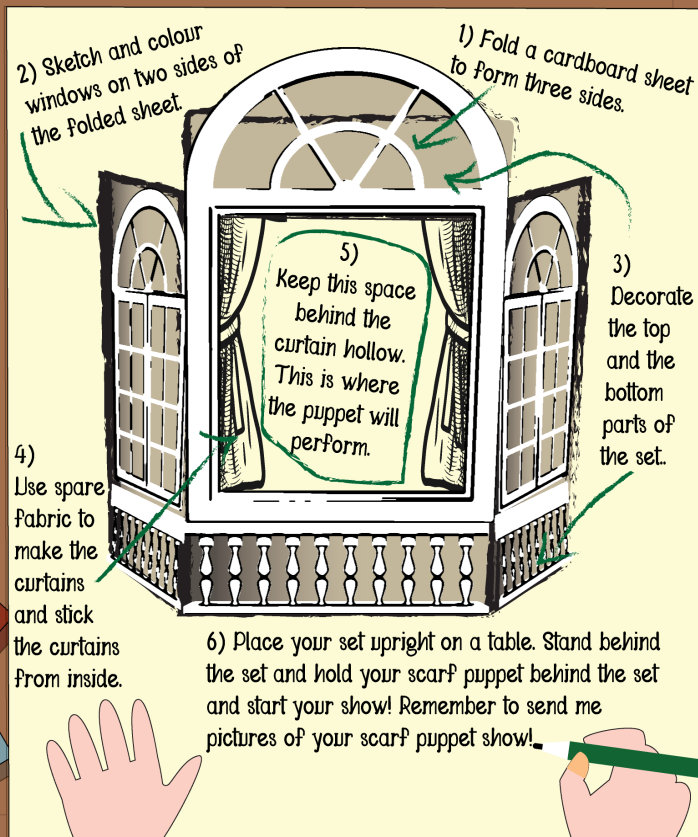


“We will cut a cardboard into a fifteen centimeter triangle. Next we will punch three holes in each of the three ends,” said Ms. Chang. Detective Bosco did as told. “What’s next?” he asked curiously. “We will now pass the strings through these holes and fix the ends with a tape, or a knot just like so,” replied Ms. Chang fixing ends of the strings to the cardboard with a knot.

Ms. Chang then stood up and started moving the puppet happily. Detective Bosco smiled and said, “Guess what, I think you just found your missing puppet!” “You are a genius, Detective Bosco. You saved our annual play! Now can you help me find my set please?” pleaded Ms. Chang with a smile. “Better still, write down the set description. I can then ask my helping hands to find them for you quickly,” said Detective Bosco with a wink.



So, Ms. Chang drew the set and wrote the details on a sheet of paper for everyone to follow!



ACTIVITY 1: MY SET DESIGN

From the previous page, follow Ms. Chang's instructions step by step and create your own drama set. Compare your set with Ms. Chang's sketch closely. Now, write down the similarities and differences between the two and make a list of things needed to create your set in the spaces given below.

List of things needed to make my set.

☐
☐
☐
☐
☐
☐
☐
☐
☐
☐
☐
☐
☐
☐
☐
☐
☐
☐
☐
☐

Similarities

Differences



ACTIVITY 2: EMOTIONS AND EXPRESSIONS

Make a list of all the emotions and expressions that you can identify in the story.

Next, try and match the emotions and expressions to their opposites given in the yellow sticky note below.



List of expressions and emotions from the story

<input type="checkbox"/>	
<input type="checkbox"/>	
<input type="checkbox"/>	
<input type="checkbox"/>	
<input type="checkbox"/>	
<input type="checkbox"/>	
<input type="checkbox"/>	
<input type="checkbox"/>	
<input type="checkbox"/>	
<input type="checkbox"/>	
<input type="checkbox"/>	
<input type="checkbox"/>	
<input type="checkbox"/>	
<input type="checkbox"/>	
<input type="checkbox"/>	

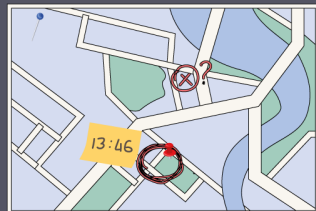
Opposites

1. Gloomy
2. Laugh
3. Chuckle
4. Confident
5. Anxious
6. Demand
7. Sad / Sadly
8. Answered
9. Doubt
10. Disinterested
11. Frown

1. Cheerful, 2. Cry, 3. Sob, 4. Nervous, 5. Excited, 6. Plead, 7. Happy/Happily, 8. Questioned, 9. Anticipation, 10. Curious, 11. Smile

ACTIVITY 3: PAST TENSE CROSSWORD

Find the past tense of each word and fill in the given spaces to complete the crossword below.



Across →

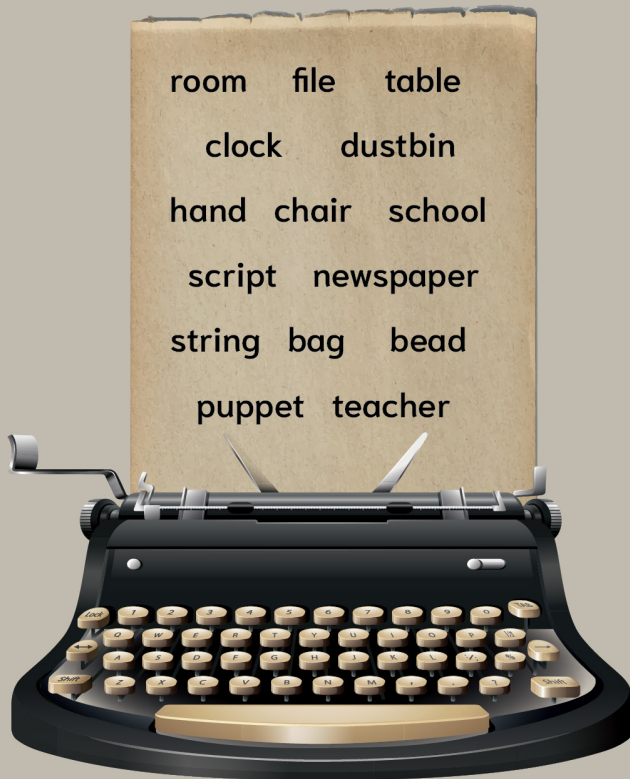
- 2 Can
- 3 Begin
- 4 Draw
- 6 Tell
- 7 Ask
- 9 Is

Down ↓

- 1 Make
- 2 Come
- 4 Do
- 6 Take
- 8 See
- 10 Say

ACTIVITY 4: SINGULAR AND PLURAL

On the typewriter sheet to the left, there is a set of singular words given. Think of their plural forms and write them in the typewriter sheet to the right.



ACTIVITY 5: SOLVE THE PROBLEM

Read the problem sentences given below. Solve them and write your answer in words in the given space.

1. Detective Ip has seventy five red beads, ten green beads and fifteen yellow beads. How many beads does he have in total?

1 _____

2. To the total beads in answer one, he adds twelve purple beads. How many beads does he have now?

2 _____

3. Of the total beads as in answer two, he gives forty beads to Ms. Chang. How many beads does Detective Ip now have?

3 _____

4. Ms. Chang divides her beads into two equal groups. How many beads does she have in each group?

4 _____

5. From one half of her beads group, Ms. Chang chooses five beads for her scarf puppet. How many beads are now left in that half?

5 _____

6. From the other half she uses twelve beads to make a bracelet for Detective Ip's niece. How many beads are now left in the second group?

6 _____

1 Hundred 2 One hundred and twelve 3 Seventy two 4 Twenty 5 Fifteen 6 Eight

ACTIVITY 6: MAKE SENTENCES AND PARAGRAPHS

Make sentences using the words underlined in Activity 5. Next, try to join some of these sentences to make a paragraph. Write your sentences and paragraph in the spaces given below.

Make Sentences

Write Paragraph

SAYS WHO?

Read the speech bubbles given in the “Speech Bubbles” sheet and match them to the characters of the story: Detective Bosco Ip or Ms. Serena Chang



English Alliance 2023/24



Language Lab

STORY BOX


“Finder’s Detective Agency” office has a lot of objects that are vintage. Identify the objects by their sounds. Next, in the space given below each object, think and write what they might be used for.




1 _____



4 _____



6 _____



7 _____



2 _____



3 _____



5 _____



8 _____

STORY BAG

There are many objects in this room that are made of metal, plastic, glass, wood, stone, fabric, or paper. Identify some of the objects and write their names on the next sheet.



Name the objects and identify what they are made up of by placing a tick under the relevant columns.
You can check more than one row if you think the object is made of more than one material.

Name of the Object	Metal	Wood	Paper	Glass	Plastic	Stone	Fabric

Supported by



SCOLAR
語常會

Funded by



LANGUAGE FUND
語文基金

This book is developed as a part of the 'Language Lab' programme of
English Alliance 2023/24
supported by the Standing Committee on Language Education and Research
and funded by the Language Fund.

